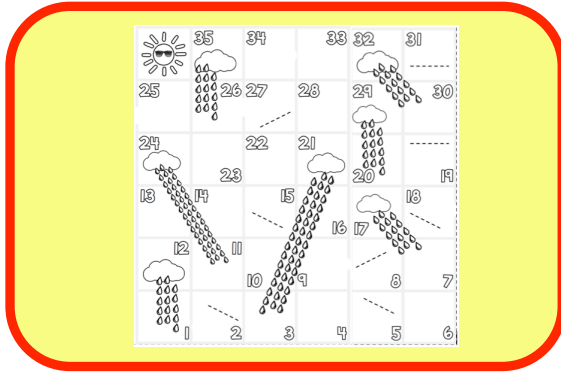


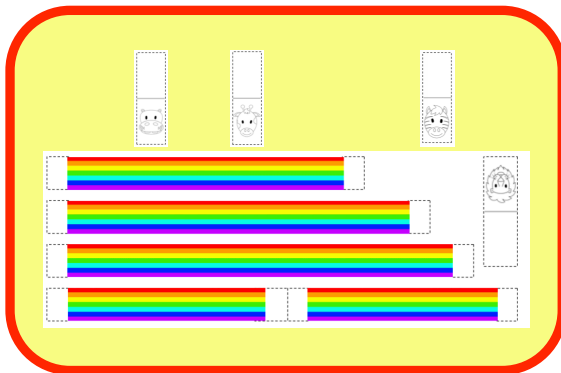
INSTRUCTIONS

Rainbow Board Game


You will need: paper/card, pens/pencils, scissors, a dice



Connect page 1 & 2 to make a complete game board. (If you didn't print on card you may want to stick to card to reinforce).



Colour the game board and pieces. Colour and cut all the rainbow pieces and fold the ends.



Colour the game board and cut the dotted lines on the board to make slits for the rainbows.



Insert the folded ends into the slits to create 3D rainbows. You don't need to glue anything, they will stay up and can be taken off to flat pack everything for storing.

Play to the rules of 'Snakes & Ladders'