


Moving Moses


You will need: template, scissors, pens/pencils, straw/template, sticky tape




Cut along the dotted line in the red sea template. (Adult help may be needed). Carefully cut out the character box and colour it in.



(Skip this step if you have a straw) - Cut along the dotted line (below the character box), roll the paper and stick with tape to create a straw if needed.



Stick the straw to the back of the characters box with tape. Insert into the gap you cut in the middle of the parted sea.



Colour in the waves template and move Moses and the people through the parted sea.