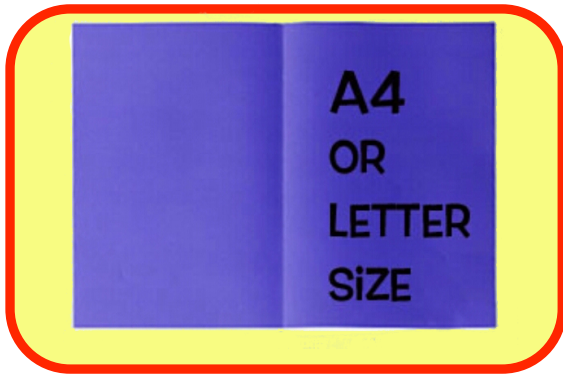



# INSTRUCTIONS

## Bird Kite


**You will need:** paper, string, stapler, scissors, hole punch, pens/pencils, glue.



Colour your A4 paper any colour you like, (skip this step if using coloured paper).



Fold the paper in half.




Pull the corners out and to the centre.




Pinch near the corner but not on it.

# INSTRUCTIONS


## Bird Kite




Staple the corners in place.



Punch a hole next to where you have stapled the corners.



Draw some feathers and beak. Cut and colour them and stick them to the bird kite. Draw eyes.



Tie string to the hole to fly your kite.