


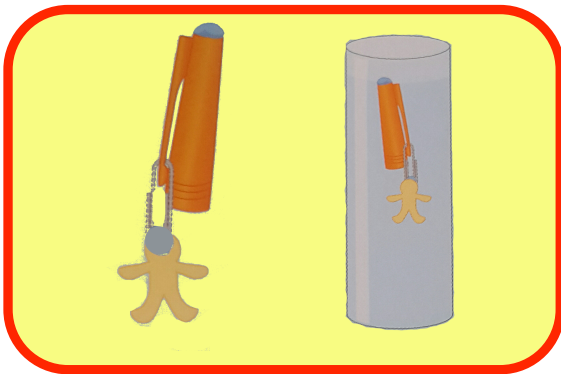
INSTRUCTIONS

Sinking Diver


You will need: 2l plastic bottle, small plastic bottle/pot, paperclip, pen lid with clip, water, blue tack, pens/pencils, paper/template, scissors.



Attach a paperclip to a pen lid with a pocket clip. Block the hole in the top with blue tack.



Cut a person out of the small plastic bottle and attach to the paperclip with blue tack. Test if the lid and person floats in a glass of water, if not remove some tack until it does.



Colour the under water scene or draw your own and attach to the back of the large bottle facing in. Fill the large bottle with water.



Pop the diver in the top and put the lid on. The diver should float. Squeeze the bottle and the diver sinks.