



# INSTRUCTIONS

## Kitchen Roll Men Race


**You will need:** thick card, string, pens, (googly eyes), template, scissors, PVA glue, blue tack, 2 yoghurt pots (wider than tubes), 2 kitchen roll tubes, paint, paintbrush, lolly stick, sticky tape.



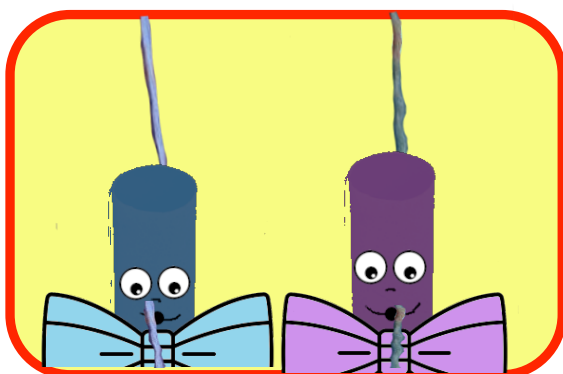
Paint the kitchen roll tubes 2 different colours. Paint one base square yellow and one base square grey (sand/rock).



Carefully colour and cut out the templates and stick them to the tubes. Draw any other details on the tubes.



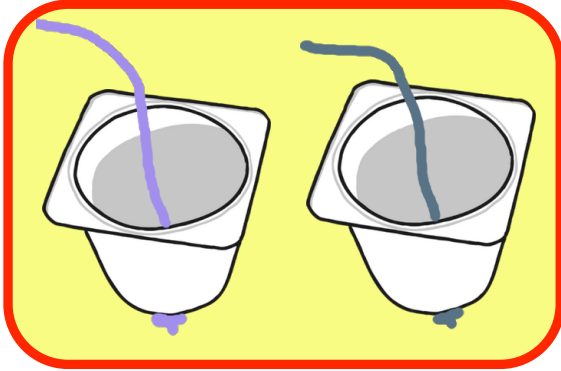
Cut 2 lots of 2 metres of string and stick an end of each to a lolly stick with tape.




Make a hole in the tubes where the mouths are and thread through the other ends of the strings. Bring it out of the top of the tube.

# INSTRUCTIONS


## Kitchen Roll Men Race




Make a hole in the bottoms of the yoghurt pots and thread the strings through the holes from the inside out and tie knots in each string to secure them.



Stick the men to the baseplates.



Blue tack each man to the table/surface so that they can't move. Put the hats at the other end of the table/surface.



Wind the strings on the lolly sticks by turning the lolly sticks to bring the hats closer. First man with his hat on his head is the winner!