


# INSTRUCTIONS

## Sea Paper Lantern


**You will need:** coloured paper/white paper coloured in, pens/pencils, scissors, glue, sticky tape.




Fold an A4 sheet of paper in half. Either use blue or colour the paper blue first.



Carefully cut carefully cut slot along the fold but not all the way across.




Unfold the paper to see the slots.




Curl the paper into a lantern shape.

# INSTRUCTIONS

## Sea Paper Lantern



Secure it with glue or sticky tape.



Stick a green or yellow strip of paper around the bottom. Cut some other strips of green paper.



Fold the strips of green paper into zigzags. Stick a strip of paper at the top to be the lantern handle.



Stick the zigzagged paper to the lantern to be seaweed. Cut out some paper fish and stick to your sea lantern too.